



PORT FOLIO

SOKUONTHEA NY

ABOUT ME

My name is sometimes quite difficult to pronounce so I prefer to be called Thea (Tia).

I graduated at the Art Institute of Jacksonville in 2010 with Bachelor of Fine Arts in Web Design and Interactive Media.

I specialize in designing layouts and concepts. I also enjoy researching design and marketing trends for web design and social. In my free time, I volunteer for a non-profit organization, GAAM, where I am the event and volunteer coordinator.

I am currently pursuing a certification project management.

2010

Graduated with Bachelor of Fine Arts in Web Design and Interactive Media

Internship in Social Media and marketing at Dalton Agency

2011

Design Specialist/Web Designer at Web.com

Event and Volunteer Coordinator for GAAM (Games Art and Music)

SKILLS

HTML/CSS

Photoshop

Illustrator

Microsoft Office

Ad Campaigns

Video/Post Production

Marketing Research

Social Media

DESIGN **PROJECTS**

OVERVIEW

Logo Design
Web Design
Branding Concept
Email & Coupon

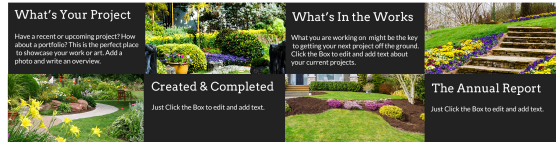
LOGO DESIGNS



WEB DESIGNS



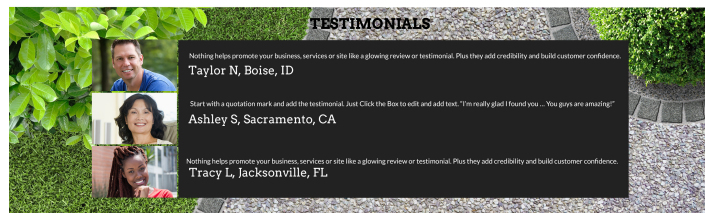
PROJECTS



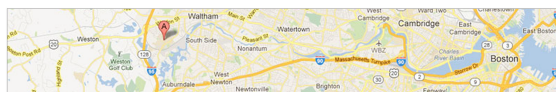
ABOUT



TESTIMONIALS



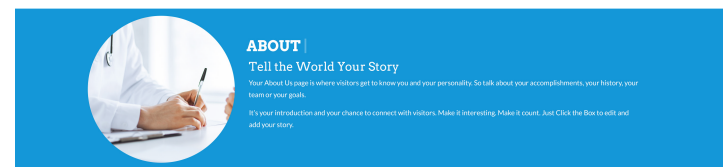
CONTACT US



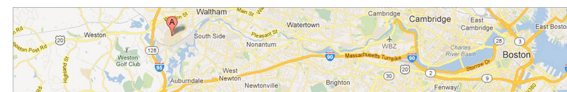
FEATURES

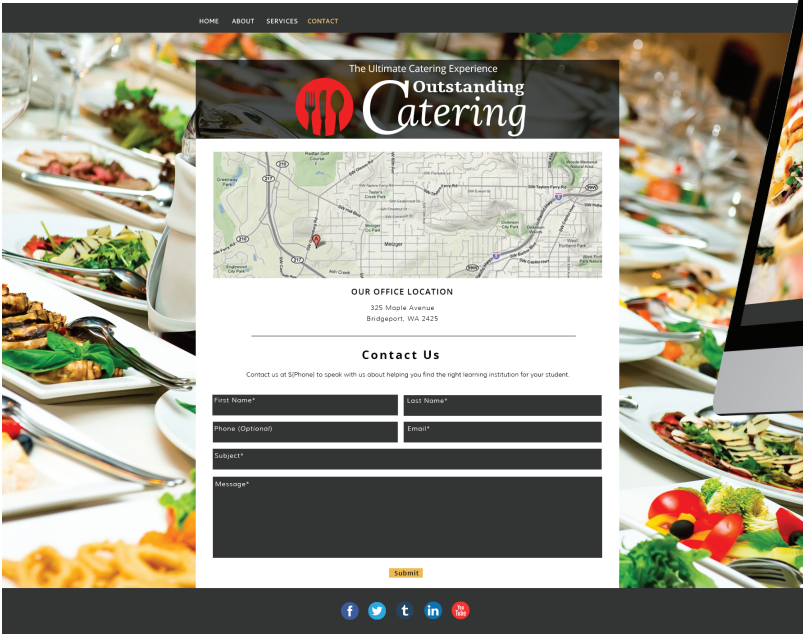


SERVICES



CONTACT US







Irrigation System



Maintenance Services



Gardening Services



15% OFF
TOTAL SERVICE PRICE

When You Sign up for One of Our
Lawn Care Packages

Green, Green Grass

Your yard and lawn says a lot about you. We at [companyName] are here to ensure that your yard and property investment pays off with plenty of curb appeal. With more than [Number] years of experience, our company has built a reputation for providing superior and dependable lawn care service.

EMAIL & COUPON

spend \$100 & get

50% OFF



OFFER VALID ON YOUR FIRST PURCHASE

code: **SPRING50**

SALE

save today

10% OFF

YOUR NEXT PURCHASE

choose any size cone or cup



SAVE TODAY

50% OFF



Offer Valid on Your First Purchase

BUY ONE GET ONE FREE

Buy one burger at regular price and get the second **FREE***

*Offer Must Be Presented at Time of Purchase



BURGERS BURGERS



ADD A LITTLE
sweetness
TO YOUR DAY

STOP BY TODAY



WEEKEND SPECIAL

**BUY ONE
Get One 50% OFF**

OFFER VAILD FOR ONE SPECIAL FLAVORED CUPCAKE AND ONE REGULAR
Offer Must be Presented at Time of Purchase

irresistable
one free dessert of your choice

LEARN MORE

let's celebrate
JOIN OUR
birthday club




FashionForward Design

[home](#) | [about](#) | [products](#) | [contact](#)



Lorem ipsum dolor sit amet, impetus aperiam efficiantur at eum, ferri libris graecia te est. Purto omnis vocibus has ex. Regione veritus referrentur nam ea. Mel ut commodo nostrum inductum. Via ne delectus neglegentur, cum latine regione molestie te, ea vim insolens quaerendum. Duo tempor oporteat convenire te. No sale facete mel, ea atqui altera cetero nec.

Get Inspired. Be Creative.
BE YOU.

Shoes

Starting as low as \$15

Maecenas tempus, tellus eget condimentum rhoncus, sem quam semper.

Dresses

Starting as low as \$15

Maecenas tempus, tellus eget condimentum rhoncus, sem quam semper.

Separtes

Starting as low as \$15

Maecenas tempus, tellus eget condimentum rhoncus, sem quam semper.



SIGN UP FOR UPDATES AND SPECIAL OFFERS

15% OFF
*Select Items

CALL: (800) 555-5555

P.O. BOX HOLLYWOOD, CA 90210

© COPYRIGHT INFO

TRAINING PROJECTS

OVERVIEW


How to Level Up Your
Button Game

Tips and Tricks When
Researching

BUTTONS

HOW TO LEVEL UP YOUR BUTTON GAME

& quick run-down on KVs



OVERVIEW



What makes a good button?

- Trends
- Icons or No icons
- Inspirations



KVs that are NOT out-of-the-box

- Lots of info or barely any
- Inspirations



Real-world examples

- Links
- Questions

TRENDS

SAN-SERIF

FONTS

GUARD TRAINING



SECURITY SYSTEMS



Men's Health



Women's Health




Individual Needs



In this training, I showed designers how to design buttons according to trends while also matching the industry and look of the website.

Tips and Tricks When Researching

Updated for 2016



What You Should Think About

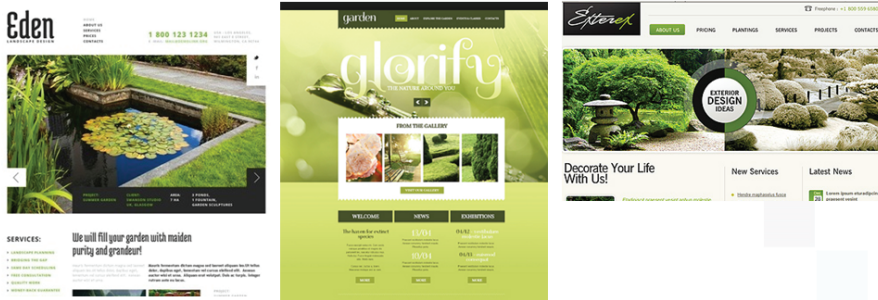
When researching design aspects for your site, you must consider the following:

- 1) **Industry** – Knowing what the products/services the customer is providing.
- 2) **Target Market** – Who are the customer’s clients?
- 3) **Colors** - What to do when you have tough color requests.
- 4) **Layout** – Can we design with this layout?

Industry

What category does the site fall under? What is the customer’s main product/service? This can effect the whole outcome of your search as it can determine the entire look and feel of the site when choosing your colors, fonts, images, backgrounds, etc.

Example: Landscaping/ Hardscaping – Notice the common design elements used for all 3 sites.



This training helps designers to consider main key points when designing a site. Designer should also consider:

Industry | Target Market | Colors | Layout